

Be inspired.



2010/11 **CLASSIC**
COLLECTION

 **STEEL-LINE**
GARAGE DOORS

*Let your inspiration
flow with Steel-Line's
Classic Collection.*



Whether renovating and updating an outdated exterior, or to complement the smooth, modern lines of your newly-built home, Steel-Line offers a range of garage doors to suit every garage opening and all styles of architecture.

Transform that unattractive bland space in front of your home into a striking external feature wall with one of Steel-Line's Classic Collection garage doors. The stylish new addition will create a street-frontage that is not only a pleasure to come home to, but an investment that greatly enhances the value and security of your home for many years to come.



After thirty years experience, Steel-Line is Australia's largest privately owned garage door company in manufacturing, distribution and installation of the highest quality domestic and commercial garage doors. Proudly manufactured in Brisbane since 1979, Steel-Line garage doors are now available at over twenty branches and over 200 resellers in locations throughout Australia.

Designed with value for money and quality in mind, the Steel-Line range is made from Australian BlueScope® Steel, bringing you the utmost in security and peace of mind.

Innovation and new technology are the basis of the Steel-Line success story with products such as the revolutionary sectional Decro® Door, offering the look of genuine timber with the strength of steel, created exclusively for the Steel-Line collection.

Steel-Line manufactures and installs over 60,000 new garage doors every year making them market leaders with unsurpassed experience. Talk to your local Steel-Line branch or reseller today about the inspiring garage door options in the Classic Collection.





HERITAGE



RANCH WITH OPTIONAL WINDOW FEATURE

SECTIONAL OVERHEAD DOORS

Make a bold impression with the attractive range of Steel-Line sectional overhead doors.

Enhance the exterior of your home with a garage door that will complement any style of architecture with a range of door styles to suit the unique characteristics of your home. You can choose from the stylish Heritage, Ranch or Slimline designs or select a Glacier sectional door for an extra smooth finish.

Steel-Line's sectional overhead garage doors have exceptional weather-resistant qualities. They are resilient against wind and dust conditions and come with tough PVC weather seals and heavy duty aluminium bottom rails, so you can trust that the precious contents of your garage are protected at all times.

We also understand that colour-matching is a very important factor in the selection of your new garage door. That's why we offer the full range of Dulux and Colorbond® colours or unique wood grain finishes on all our sectional overhead garage doors.





SLIMLINE



HERITAGE

Most Steel-Line sectional overhead doors can be automated for ease of use. As the market leaders in safety and innovation, all of Steel-Line's automatic door openers come with a range of safety features. The standard 'Auto Reverse System' causes the garage door to immediately stop and reverse when it comes into contact with an object, while the optional 'Photo Eye' feature automatically reverses the closing door if its electronic beam senses an obstruction. Furthermore, to ensure smoothness of operation and the quietest garage door mechanism on the market, Steel-Line uses specially designed composite nylon and steel hinges.

Choose from the stylish Ranch, Heritage or Slimline designs.



RANCH



HERITAGE



SLIMLINE

For that added touch of designer options.

Of course, when it comes to improvements to your most valuable asset, street-appeal and aesthetics can be just as important as safety and strength. That's why we offer specialty window as well as the non-timber sectional Decro® Door option to enhance the visual impact of your home.



WINDOW (on Ranch Door)



DECRO® DOOR

See separate sections for the complete range of sectional overhead door designer options.

DECRO® DOORS

Bold, beautiful and truly inspiring, Steel-Line's innovative range of sectional Decro® Doors combine the look and feel of genuine timber with the strength and security of steel.



Unlike timber, a sectional Decro® Door won't warp, shrink, splinter or fade. They don't need any ongoing treatment, and unlike the trees that were saved to create your sectional Decro® Door, they are completely impervious to termites.

Made from high quality Australian BlueScope® Steel, the sectional Decro® Door offers all the security and peace of mind that you have come to expect from Steel-Line garage doors. The sectional Decro® Door is not only tough enough to endure the extremes of Australia's harsh weather conditions, it is also durable enough to resist UV fading.

The sectional Decro® Door is available in a choice of five true Australian timber hues, which are applied using powder coating and special polymers in a process used exclusively by Steel-Line. The end result is an extremely natural looking, three-dimensional, textured timber finish at less than half the price you would pay for timber.

Let your garage door make a bold fashion statement with one of our sectional Decro® Doors for that perfect finishing touch to your home with true designer style.



Sienna



Ocra



Auburn



Mocha



Chestnut



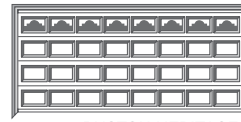
Please note: These five timber hues are a guide only. The limitations of printing, combined with varying light conditions make extremely accurate matches impossible. We strongly recommend comparing your choice with actual samples. Additionally, Steel-Line reserves the right to vary or delete colours without notice.



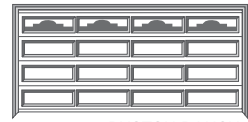
WINDOWS

Turn natural light and fresh air into a feature by adding a customised Steel-Line window design option to your sectional overhead door.

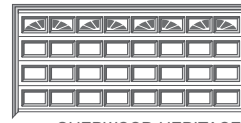
For that extra special finishing touch, create a striking entrance to your home with a window feature. For garages prone to dampness, ventilated window options are also available. Your local Steel-Line expert will be more than happy to discuss the full range of window options available to you.



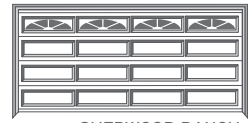
RUSTON HERITAGE



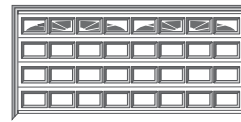
RUSTON RANCH



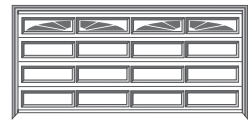
SHERWOOD HERITAGE



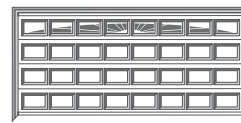
SHERWOOD RANCH



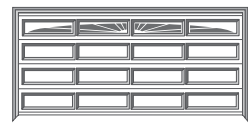
SUNRAY HERITAGE



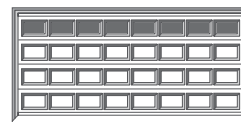
SUNRAY RANCH



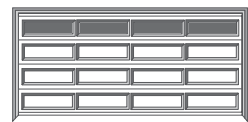
SUNRAY X 4 HERITAGE



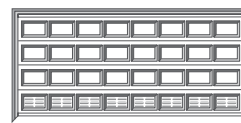
SUNRAY X 4 RANCH



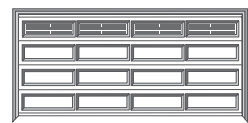
STOCKTON HERITAGE



STOCKTON RANCH



VENTILATION



STOCKFORD HERITAGE

DESIGNER DOORS

For a truly unique finishing touch to your home, why not design your own garage door? Steel-Line can combine features from the base range to create custom-made garage doors.

Whether you are a first time home owner, developer or an architect, the design possibilities are endless and limited only by your imagination. Talk to your local Steel-Line representative about your ideas and let us help you create a one-off garage door to your particular specifications.



CHECKER PLATE



ACRYLIC / TIMBER

TILT DOORS

Not enough room in your garage for a roller door? A lot of older garages can be quite limited in space. Steel-Line's tilt doors offer the perfect solution for smaller garages or spaces with restricted side or head room.

Steel-Line tilt doors are fast-opening and easy to operate. Manufactured to fit most garage openings, and easily installed, the tilt door offers safety, security and convenience in a wide range of Dulux and Colorbond® colours.



ROLLER DOORS



Tough and durable, Steel-Line's Clean-Line roller doors are made from BlueScope® Steel or Zinalume® steel for strength that has been proven to last the test of time.

Steel-Line's Clean-Line roller doors feature nylon felt webbing fixed to both sides of the garage door curtain to eliminate metal-on-metal contact. Helical springs are used to counter balance your Clean-Line roller door as a perfectly balanced door ensures even smoother operation. Steel-Line's roller door springs are always heat-treated and stress-relieved prior to assembly giving you years of trouble free use.

Easy to use and long lasting, Steel-Line's Clean-Line roller doors can be made to suit any size garage opening. They are also available in the full range of colour options by Colorbond®, which resist peeling, flaking and chipping under normal conditions.

OPERATORS



KEY RING REMOTE HANDSET



ROLLER DOOR MOTOR

OVERHEAD DOOR OPERATOR

For the ultimate in safety and convenience, Steel-Line offers the latest electronic technology with push-button ease in its range of automatic door operators.

The last thing you want to do after your long drive home is get out of the car to open the garage door, especially if it's raining, cold or dark outside.

Suitable for roller doors, tilt doors and sectional overhead garage doors, Steel-Line's remote automatic garage door openers can be easily installed to most new or existing garage doors.

This extremely quiet system combines convenience with safety. Its key-ring remote handset is digitally security-coded with up to 1.2 million variations so your security is always assured. The standard 'Auto Reverse' and optional 'Photo Eye' safety system minimise the risk of injury and are available on all Steel-Line automatic operators.



QUALITY, SAFETY AND SECURITY

Steel-Line is very proud of the unsurpassed quality of all materials used in the manufacturing of its products.



PHOTO EYE TECHNOLOGY



FINGER PROOF SAFETY FEATURE



HEAVY DUTY BOTTOM RAIL WITH PVC WEATHER SEAL



SPECIALLY DESIGNED HINGES

The fact that garage doors installed by Steel-Line in 1979 are still going strong today is testament to the strength and dependability of Steel-Line garage doors.

Steel-Line uses high quality Australian BlueScope® Steel for the ultimate in longevity and security.

The following features are designed to maximise the strength, safety and durability of your Steel-Line garage door and are available on the full range. All doors come with 'Auto Reverse' as a standard feature for added safety.

'Photo Eye' Technology

For increased safety, Steel-Line provides the option of the 'Photo Eye' reverse feature. The system is connected to the bottom of the door track and causes the garage door to automatically reverse when its sensory light beam is broken by an obstruction. This technology helps to protect your family from injury and your car from damage that can be caused by getting in the way of a closing garage door.

Finger Proof Safety

Steel-Line's Finger Proof Safety feature is an award winning design in the Best New Building Product category. The garage door's specially designed curved edges protect fingers from becoming trapped in the folding sections of the door as they open or close. This panel joint not only safeguards your family against injury, it also seals out the weather that can penetrate conventional doors.

Heavy Duty Bottom Rail

Every Steel-Line garage door is fitted with a sturdy heavy duty bottom rail to increase strength in the lower part of the garage door. For extra protection from the elements a tough and durable PVC weather seal is also added to the bottom rail.

Strong Hinges

To avoid the harsh sounds of metal-on-metal contact, Steel-Line uses hinges made of specially designed composite materials such as nylon for smoother and quieter garage door operation.

SERVICE

Is your garage door in need of a service or repair?
Your local Steel-Line service technician can help.

To ensure the safe and smooth operation of your garage door for years to come, it is recommended that it is serviced by an expert every 12 months. Steel-Line has qualified service technicians on hand to service or repair your new or existing garage door. Whether you need repairs and replacement parts for your garage door, motor or remote, Steel-Line can help.

Our services include:

- Replacement motors
- Replacement motor electronics and parts
- Coding of new or existing remotes
- Replacement tracks and brackets
- Replacement weather seals, cables and springs
- New barrels, keys or complete locks

Our experienced technicians service all Steel-Line garage doors and operators as well as those of most other brands*. Why not call us today?

Call 1300-GARAGE (1300 427 243)

**Dependent on availability of parts from suppliers.*



WARRANTY

Steel-Line Garage Doors hereafter referred to as the manufacturer hereby warrants:

1. Garage doors (domestic) to be free from defects in material and workmanship for a period of 3 years from date of purchase.
2. Garage doors (commercial application) light industrial doors plus roller shutters and aluminium type doors to be free from defects in material and workmanship for a period of 1 year from date of purchase. With the exception that:
 - (i) While Colorbond® doors are long lasting, hardwearing, peel, flake and chip resistant, under normal conditions this warranty does not extend to inherent defects in steel or other material used in the manufacture or to the Colorbond® process applied. The company will, however, procure and assign to the customer the benefit of the warranty of the manufacturer BlueScope®.
 - (ii) From the date of purchase, providing that the installation was correctly performed and the appropriate care and services have been performed by the purchaser, the manufacturers' obligations under the warranty are limited to rectify any such defect in material and workmanship in a manner that is considered reasonable by the manufacturer and including if required, the use of touch up paint to the surface coat.
 - (iii) In the case of timber clad doors due to the nature of timber No warranty will apply to the timber component if affected by the weather.
3. Where the garage door has been installed by the manufacturer the warranty on such installation shall be free from defect in workmanship and material for a period of 1 year for domestic and 3 months for industrial and commercial applications from date of its installation.
4. Garage door operators (domestic application) to be free from defects in material for a period of 5 years for motors and 1 year for electronics and mechanics from date of purchase.
5. Garage door operators (commercial application) to be free from defects in material for a period of 3 months from date of purchase.
6. Where the garage door operator has been installed by the manufacturer, the warranty on such installations shall be free from defect in workmanship and material for a period of 1 year.
7. Where a unit has been returned to the manufacturer, all costs incurred in the return will be paid for by the purchaser. If in the opinion of the manufacturer the product is found to be faulty, all defective parts will be replaced at no cost to the purchaser.
 - (i) Where a defect is found in an operator which has been installed by the manufacturer, the purchaser shall notify the manufacturer and the manufacturer shall make arrangements to inspect the said operator.
 - (ii) The manufacturer retains the option to repair or replace any operator found to be faulty.
 - (iii) If during an on site inspection the fault is rectified by an adjustment that comes under the responsibility of the purchaser to have the product serviced on a regular basis, a service fee will be charged.
8. Proof of purchase must be given to the manufacturer at time of warranty claim.
9. Clear access must be provided to drum, operator, track and lifting equipment to enable our representatives to conduct service/warranty work.
10. Any claim for damaged panel or curtain must be made within 7 days of supply, or installation.
11. The manufacturer reserves the right to modify any existing or future products without incurring any obligation to incorporate such modification to product already manufactured or to which this warranty may relate.
12. The manufacturer reserves the right to touch up on site Colorbond® and or pre-painted surfaces on its range of garage doors but no responsibility will be taken for the possibility of any paint rubs, scuffing etc on the internal wash coat finish or external painted surface.
13. This warranty does not apply to any defect, loss or damage arising or caused directly or indirectly by or as a result of:
 - (i) Any masonry rendered or other surfaces cracking or collapsing during installation of the door.
 - (ii) Any defect or deterioration of timber including drying out after installation.
 - (iii) Any weakening or collapse of the structure to which the doors are affixed occurring any time after installation.
 - (iv) Any damage to or deterioration in the condition of the doors occurring after delivery and prior to installation.
 - (v) Any defect (including defects in component parts or accessories) arising from or attributable to the failure to carry out normal preventive maintenance or adjustment.
 - (vi) To any additional defect damage or deterioration arising from or attributable to the operation of the door after it is known to be defective.
 - (vii) To any door being installed within 800 metres of the sea or other body of water of equivalent or greater salt concentration or in an area subject to industrial fall out or the use of incorrect cleaning material (acid wash) on the door or adjacent area.
14. Exclusions to warranty period:
 - (i) Key & barrel - 1 year warranty
 - (ii) Spring tensions - 3 months warranty
 - (iii) Repair or warranty work - 3 months warranty
15. Not included in warranty (garage doors operators):
 - (i) Batteries
 - (ii) Fuses
 - (iii) Globes
 - (iv) Sensitivity and Limit Switch adjustment
 - (v) Transmitter and receiver range
 - (vi) Misuse of product
16. Note: All warranties will be voided subject to:
 - (i) Water damage and condensation.
 - (ii) Power supply black out or surge.
 - (iii) Door blowing in, storm damage or any act of God.
 - (iv) Modification or adjustment by unauthorised persons.
 - (v) Any interference from radio (including citizen band radios) or any other electronic device.
 - (vi) Account not paid in full by the purchaser.
 - (vii) Preventive maintenance and regular servicing by experienced door installers.
17. Subject only to the provisions of the Trade Practices Act and any legislation of the state or territory wherein the doors of the company shall have been sold or installed (which may confer certain rights on consumers of goods and those rights by such legislation may be rendered incapable of exclusion) this warranty supersedes and excludes all representations, warranties and conditions whether expressed or implied by law and the company shall have no liability or otherwise that herein provided for any loss and damage (including consequential loss and damage, loss of use or profits) by reasons of delay, defective or faulty materials or workmanship, negligence or any act, matter or thing done permitted or omitted to be done by the company.

To locate over 800 Steel-Line branches or resellers across Australia call 1300-GARAGE (1300 427 243) or visit www.steel-line.com.au

Steel-Line Branches, Independent Dealers and Associated Companies:

Queensland

Steel-Line Brisbane

Sumner Park QLD 4074
T. 07 3279 2699 F. 07 3376 7833

Steel-Line Gold Coast

Burleigh Heads QLD 4220
T. 07 5576 6222 F. 07 5576 6228

Steel-Line Sunshine Coast

Kunda Park QLD 4556
T. 07 5445 2500 F. 07 5445 2511

Mirage Doors Brisbane

Darra QLD 4076
T. 07 3713 3000 F. 07 3713 3030

Steel-Line Mackay

Paget QLD 4740
T. 07 4952 2144 F. 07 4952 2177

Steel-Line Townsville

Mt St John QLD 4818
T. 07 4774 6811 F. 07 4774 6822

Steel-Line Cairns

Edmonton QLD 4869
T. 07 4045 3655 F. 07 4045 3488

Steel-Line Rockhampton

Berserker QLD 4701
T. 07 4921 0180 F. 07 4921 0286

New South Wales

Steel-Line Sydney

Arndell Park NSW 2148
T. 02 9679 5200 F. 02 9679 5222

Accent Garage Doors and Mirage Doors

Revesby NSW 2212
T. 02 9792 1000 F. 02 9792 1666

Steel-Line Wollongong

Unanderra NSW 2526
T. 02 4272 4587 F. 02 4272 4591

All Vehicle Access

Smeaton Grange NSW 2567
T. 02 4648 0900 F. 02 4648 0700

Steel-Line Newcastle

Lambton NSW 2299
T. 02 4957 7322 F. 02 4957 7344

Steel-Line Coffs Harbour

Boambee NSW 2452
T. 02 6658 2666 F. 02 6658 2667

Victoria

Steel-Line Campbellfield

Campbellfield VIC 3061
T. 03 9300 7800 F. 03 9300 7888

Steel-Line Dandenong

Dandenong Sth VIC 3175
T. 03 9799 3633 F. 03 9799 3677

Steel-Line Geelong

Bellpark VIC 3215
T. 03 5272 2346 F. 03 5277 1293

Mirage Doors Melbourne

Braeside VIC 3195
T. 03 9587 1999 F. 03 9587 2546

Rosdoor™

Eltham VIC 3095
T. 03 9439 1655 F. 03 9431 1534

Western Australia

Perth-Windsor Garage Doors

Wangara WA 6065
T. 08 9408 2100 F. 08 9409 2533

Mirage Perth

Malaga WA 6090
T. 08 9249 3411 F. 08 9249 3511

South Australia

Steel-Line Adelaide

Cavan SA 5094
T. 08 8359 1133 F. 08 8359 1200

Tasmania

Steel-Line Hobart

Cambridge TAS 7170
T. 03 6248 4770 F. 03 6248 4771

Northern Territory

Steel-Line Darwin

Winnellie NT 0821
T. 08 8947 2888 F. 08 8947 2188

Steel-Line Head Office
51 Perivale St, Darra QLD 4076
T. 07 3717 6666 F. 07 3717 6692

